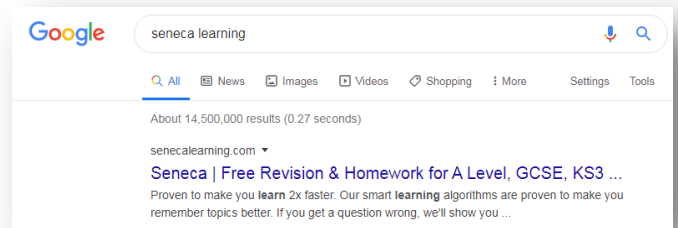
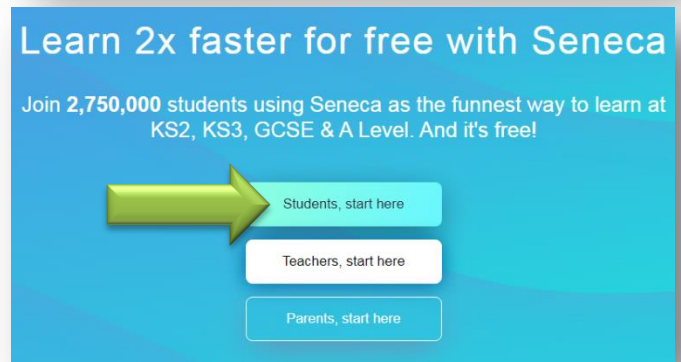


Using Seneca Learning

1) Search for Seneca Learning.



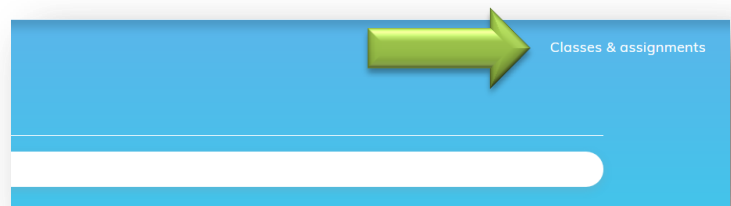
2) Click 'Students', start here'



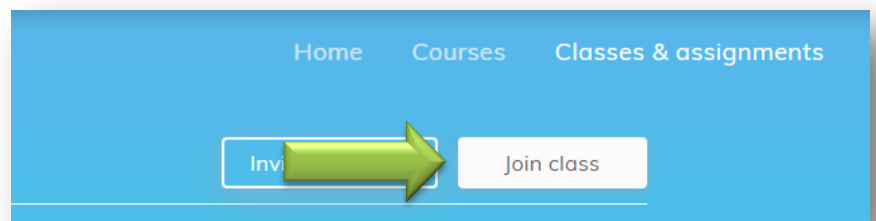
3) If you have an account, log in.

If you do not have an account – you will need to create an account (use your school email address (e.g. 15sa02@alderchs.uk) and a sensible password

4) Choose Classes & Assignments



5) Enter the class code provided by your teacher



6) Click on one of the courses to begin

